



PESHAWAR HIGH COURT
PESHAWAR



PERFORMANCE OF PESHAWAR HIGH COURT AND DISTRICT JUDICIARY

First QUARTER
(September-2019 to November-2019)
of
PERFORMANCE YEAR (2019-20)



PESHAWAR HIGH COURT
PESHAWAR



وَإِذَا حَكَمْتُمْ بَيْنَ النَّاسِ أَنْ تَحْكُمُوا بِالْعَدْلِ

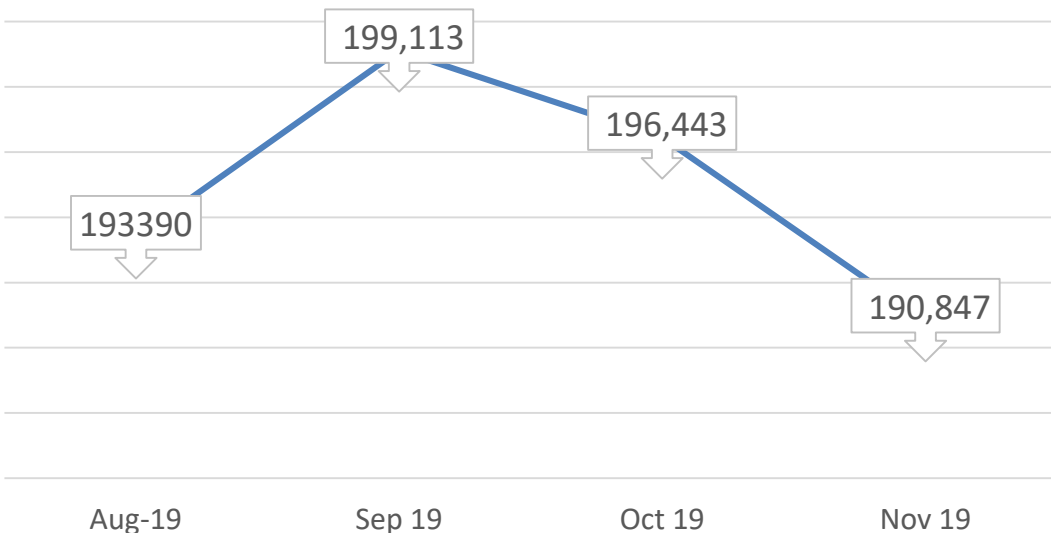
And When You Judge Between People You Judge With Justice



Judicial Performance of District Judiciary (Non NMDs) during 1st Quarter (September 2019-November 2019).

Average Judicial Officers Working per Month=432
Average Disposal per judge per month=112 Cases

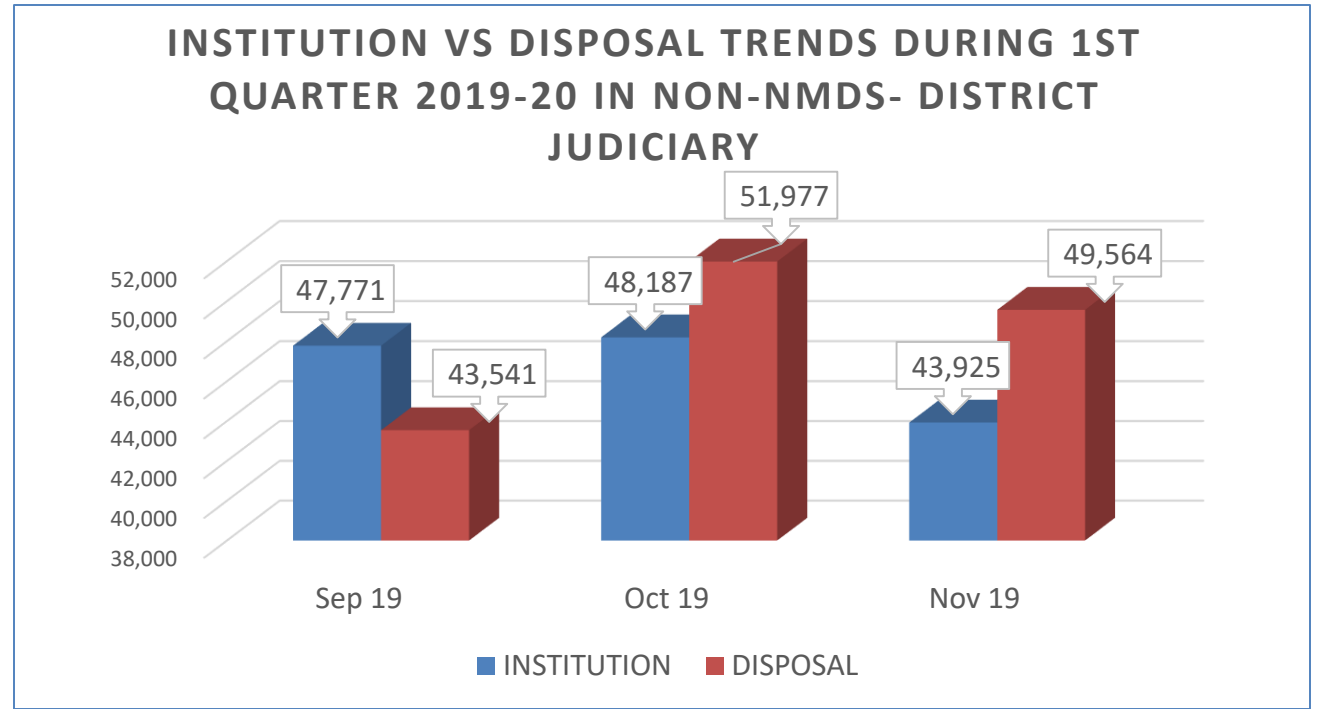
PENDENCY TREND DURING 1ST QUARTER 2019-20 IN NON-NMDS DISTRICT JUDICIARY



Non NMDs PERFORMANCE

Opening Balance in September 2019				193390
MONTHS	INSTITUTION	DISPOSAL	PENDENCY	DISPOSAL %
Sep 19	47,771	43,541	199,113	91%
Oct 19	48,187	51,977	196,443	108%
Nov 19	43,925	49,564	190,847	113%
Total	139,883	145,082		

INSTITUTION VS DISPOSAL TRENDS DURING 1ST QUARTER 2019-20 IN NON-NMDS- DISTRICT JUDICIARY





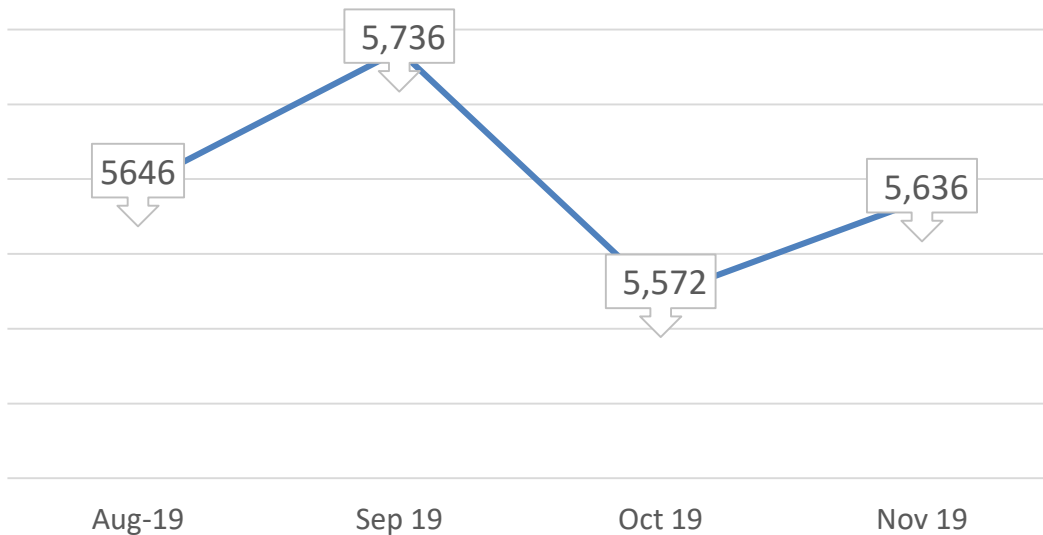
Judicial Performance of District Judiciary (NMDs) during 1st Quarter (September 2019-November 2019).

Total Judicial Officers Working in NMDs=47
Average Disposal per judge per month=30 cases

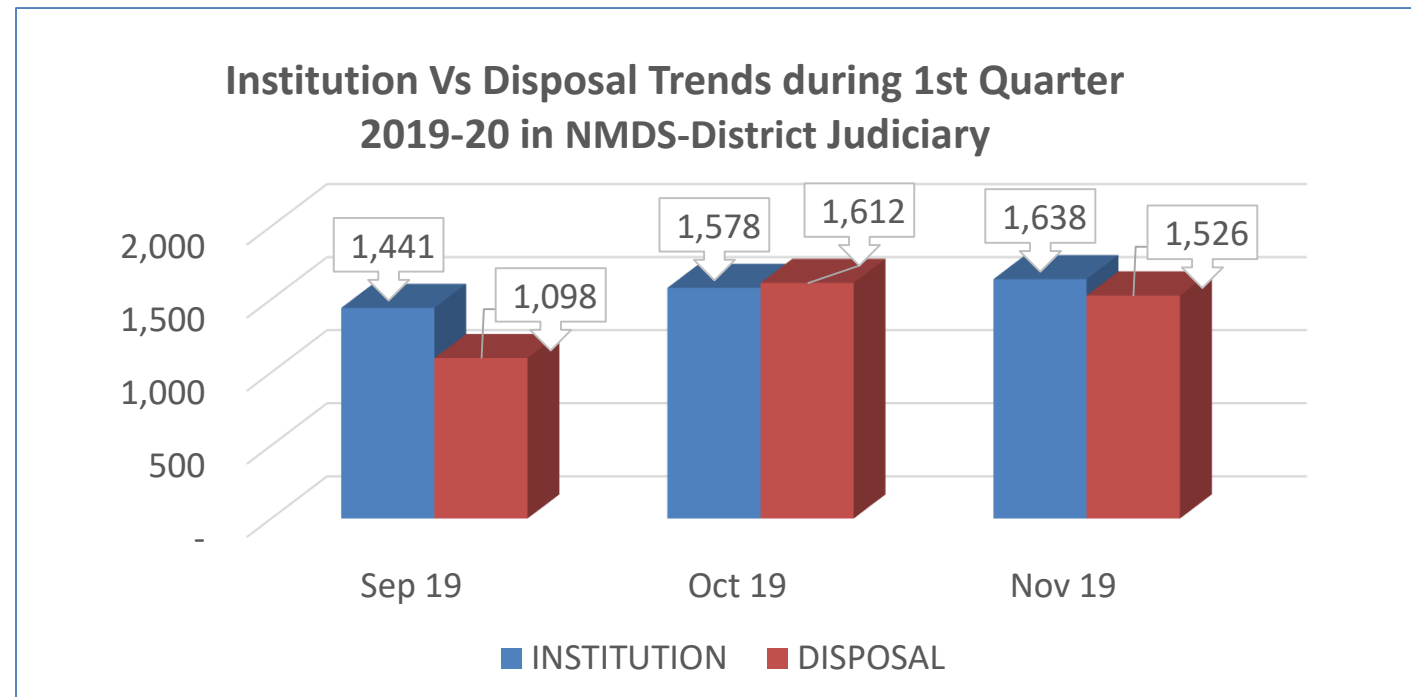
Letters to Supreme Court/Provincial Government
Regarding Problems in NMDs have been sent

<u>NMDs PERFORMANCE</u>				
Opening Balance in September 2019				5646
MONTHS	INSTITUTION	DISPOSAL	PENDENCY	DISPOSAL %
Sep 19	1,441	1,098	5,736	76%
Oct 19	1,578	1,612	5,572	102%
Nov 19	1,638	1,526	5,636	93%
Total	4,657	4,236		

PENDENCY TREND DURING 1ST QUARTER 2019-20 IN NMDS DISTRICT JUDICIARY



Institution Vs Disposal Trends during 1st Quarter 2019-20 in NMDS-District Judiciary

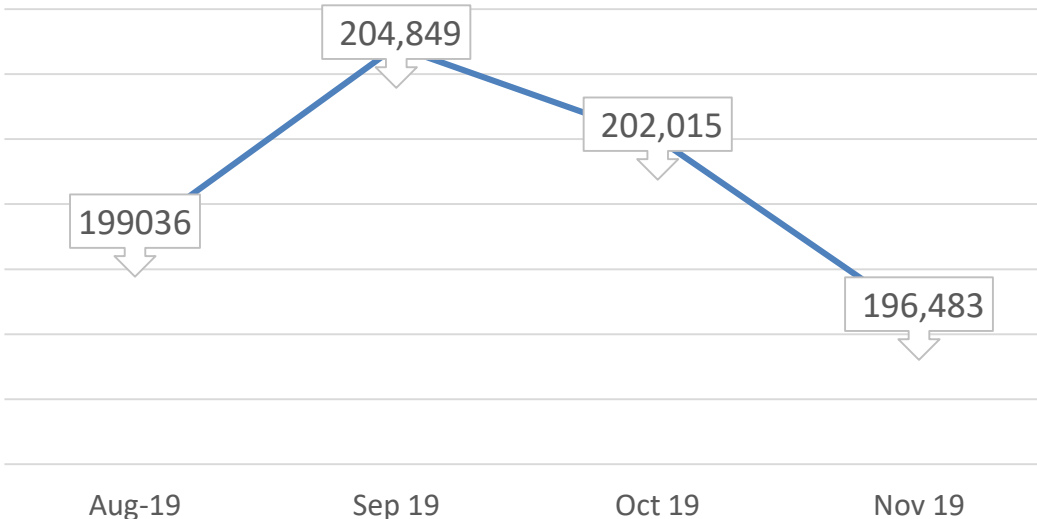




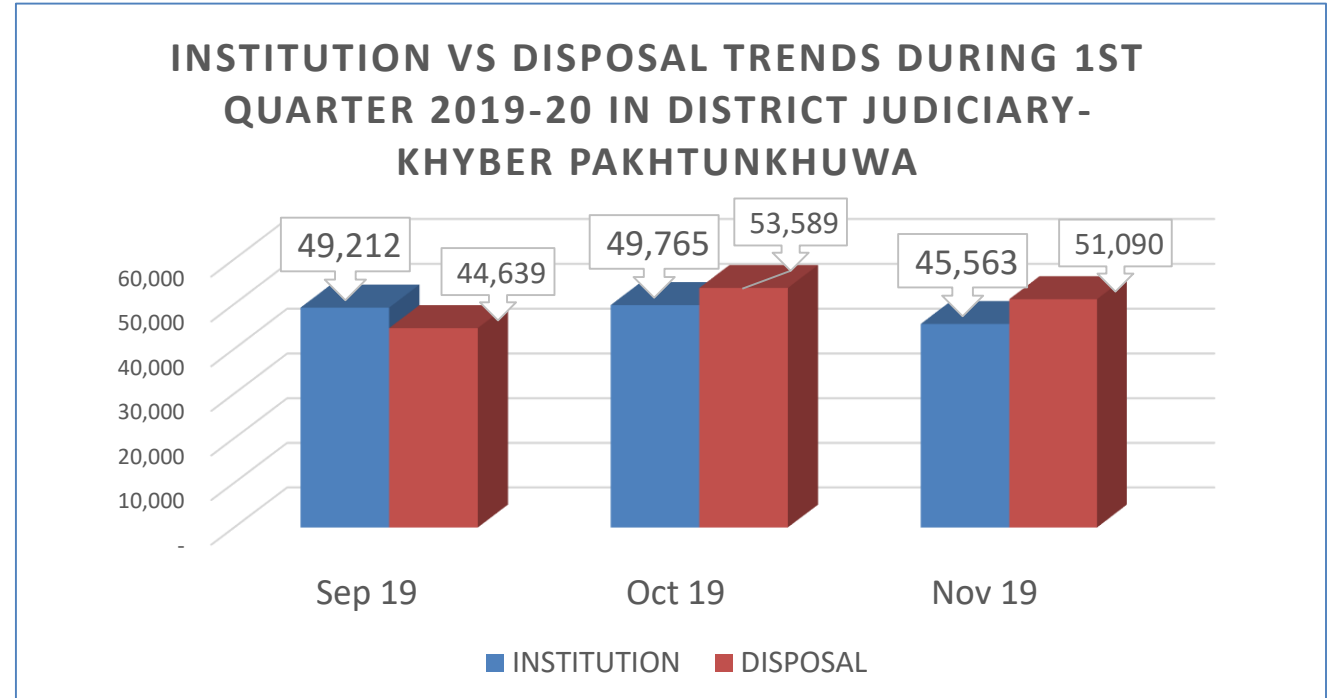
Judicial Performance of District Judiciary during 1st Quarter (September 2019-November 2019).

Over all (NMDs & Non NMDs) PERFORMANCE				
Opening Balance in September 2019				199036
MONTHS	INSTITUTION	DISPOSAL	PENDENCY	DISPOSAL %
Sep 19	49,212	44,639	204,849	91%
Oct 19	49,765	53,589	202,015	108%
Nov 19	45,563	51,090	196,483	112%
Total	144,540	149,318		

PENDENCY TREND DURING 1ST QUARTER 2019-20 IN DISTRICT JUDICIARY



INSTITUTION VS DISPOSAL TRENDS DURING 1ST QUARTER 2019-20 IN DISTRICT JUDICIARY- KHYBER PAKHTUNKHUWA





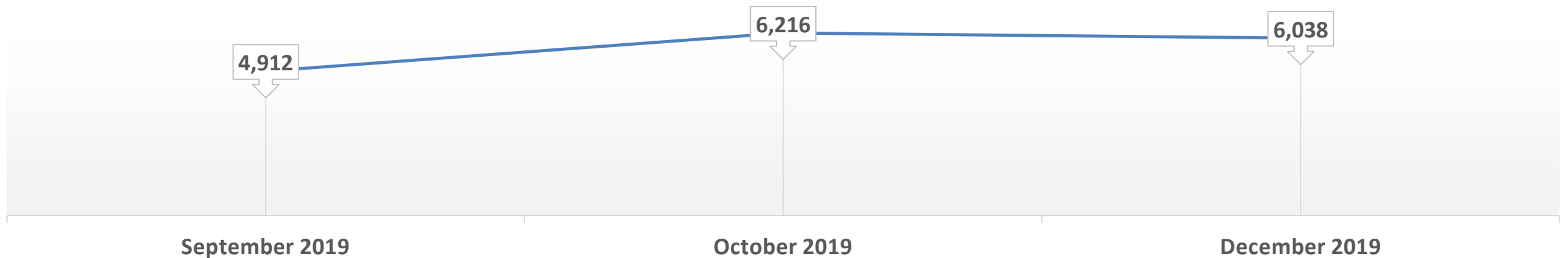
Judicial Performance of District Judiciary in Model Courts during 1st Quarter (September 2019- November 2019.)

More than 40 Awards presented to KP Judicial Officers on marvelous performance in Model Courts by Supreme Court of Pakistan

**Over all Performance of Judicial Officers Working in Various Model Courts
Judicial Officers- (September 2019 to November 2019)**

MONTHS	TOTAL DISPOSAL	Disposal Under Various Model Courts		
		MCTC	MCAC	MTMC
Sep 19	4,912	1,212	1,725	1,975
Oct 19	6,216	1,521	2,263	2,432
Nov 19	6,038	2,151	1,720	2,167
Total	17,166	4,884	5,708	6,574

TOTAL DISPOSALS BY JUDICIAL OFFICER WORKING IN VARIOUS MODEL COURTS DURING SEPTEMBER 2019-NOVEMBER 2019

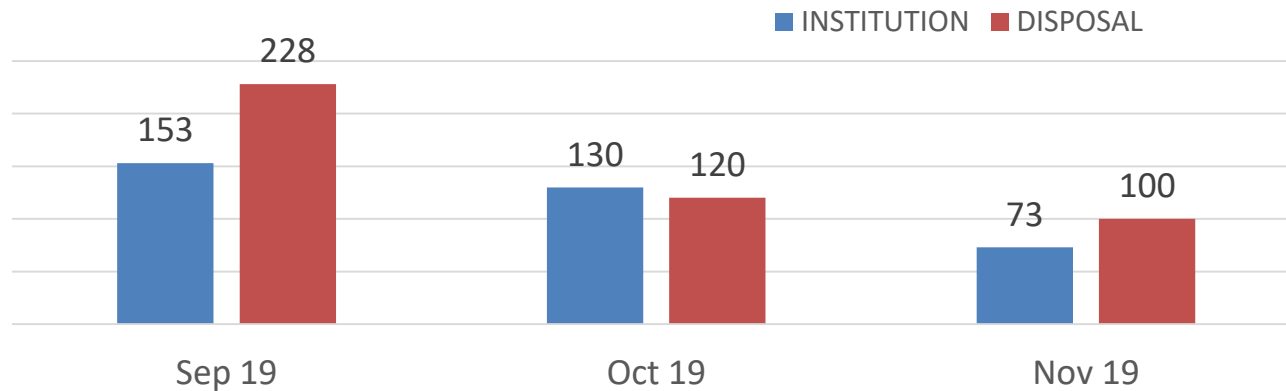




**Judicial Performance of Child Protection Courts
during 1st Quarter (September 2019-November 2019).**

JUDICIAL PERFORMANCE IN CHILD PROTECTION COURTS DURING FIRST QUARTER (September 2019-November 2019)			
MONTHS	INSTITUTION	DISPOSAL	PENDENCY
Sep 19	153	228	986
Oct 19	130	120	570
Nov 19	73	100	601
Total	356	448	

JUDICIAL PERFORMANCE IN CHILD PROTECTION COURTS DURING
FIRST QUARTER (September 2019-November 2019)

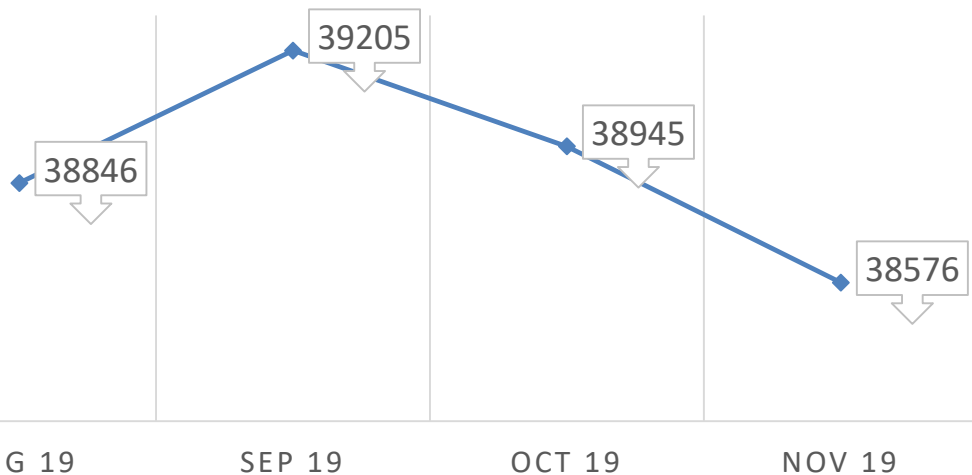




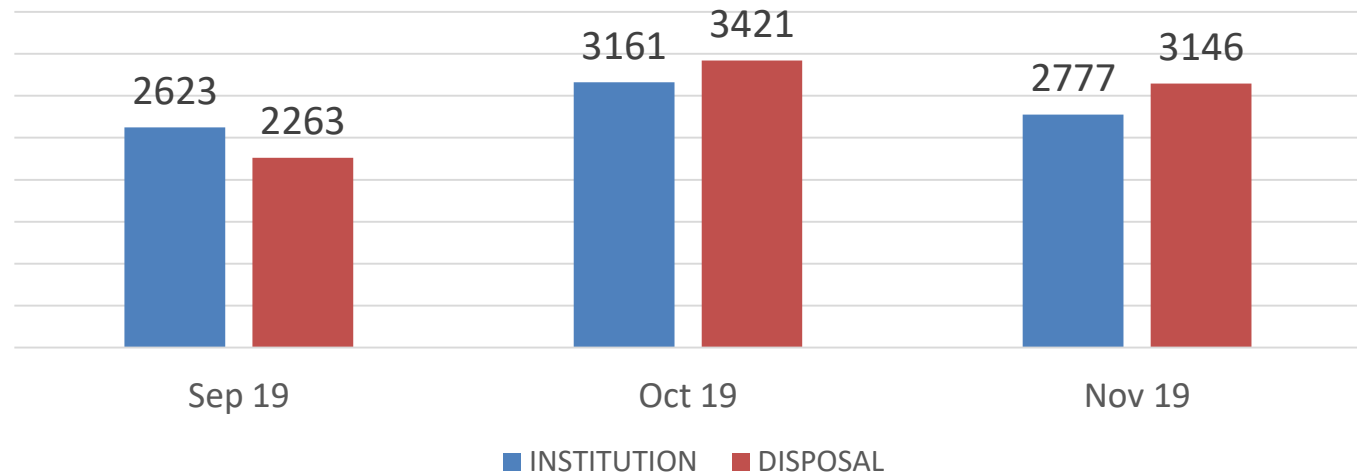
Judicial Performance of Peshawar High Court during 1st Quarter (September 2019-November 2019).

<u>Over all Peshawar High Court Performance</u>				
<u>Opening Balance in September 2019</u>				<u>38846</u>
MONTHS	INSTITUTION	DISPOSAL	PENDENCY	DISPOSAL %
Sep 19	2623	2263	39205	86%
Oct 19	3161	3421	38945	108%
Nov 19	2777	3146	38576	113%
Total	8,561	8,830		

PENDENCY TREND DURING 1ST QUARTER 2019-20 IN PESHAWAR HIGH COURT

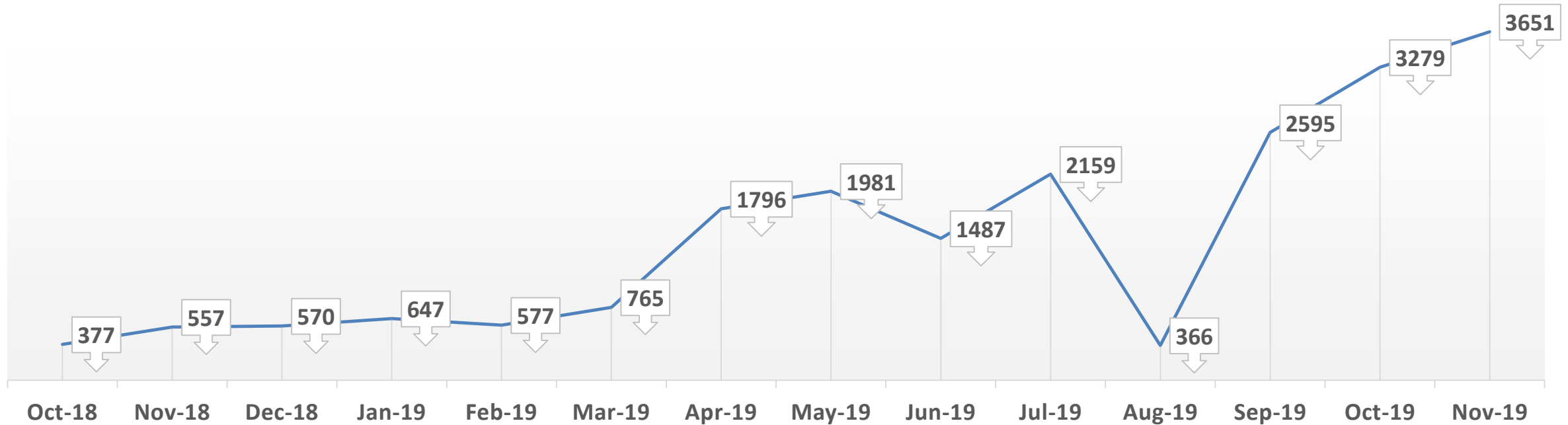


INSTITUTION VS DISPOSAL TRENDS DURING 1ST QUARTER 2019-20 IN PESHAWAR HIGH COURT





Progress Status of Disposals Under Case Management Rules (CMR) during October 2018 to November 2019 In District Judiciary



In total 20,807 Disposals are recorded under CMR during October 2018 to November 2019



Hon'ble Chief Justice in One Glance

As a Justice of Peshawar High Court

Year	Total Working Days	Working Days in Single Bench	Working Days in Division Bench	Single Bench Cases Judgments	Division Bench Cases- Judgements	Total Judgments	Average Number of Judgments per Day
2011	90	36	54	208	61	269	2.99
2012	221	83	138	653	502	1155	5.23
2013	191	87	104	1012	950	1962	10.27
2014	149	64	85	933	1007	1940	13.02
2015	227	72	155	855	2347	3202	14.11
2016	196	61	135	822	1875	2697	13.76
2017	197	77	120	1096	2386	3482	17.68
Jan to June 2018	114	45	69	632	1705	2337	20.5
Total	1385	525	860	6211	10833	17044	12.31

As Chief Justice of Peshawar High Court

July-Dec 2018	82	35	47	546	553	1099	13.4
Jan-Dec 2019	178	84	94	1630	1417	3047	17.12
Total	260	119	141	2176	1970	4146	15.95
Total	<u>1645</u>	<u>644</u>	<u>1001</u>	<u>8387</u>	<u>12803</u>	<u>21190</u>	<u>12.9</u>



PESHAWAR HIGH COURT
PESHAWAR



Thank You...